


MT to MPO Adapter (Patented)



Advantages of MT to MPO Adapter


1. Male-female compatible: The optical performance of both male and female MT ferrules is optimized simultaneously.
2. Simple operation: No additional tools are required, just use the swing clip to fix the MT ferrule, which is easy to connect and remove.

MT to MPO Adapter


Male and female compatible MT to MPO adapter

Operating Instruction

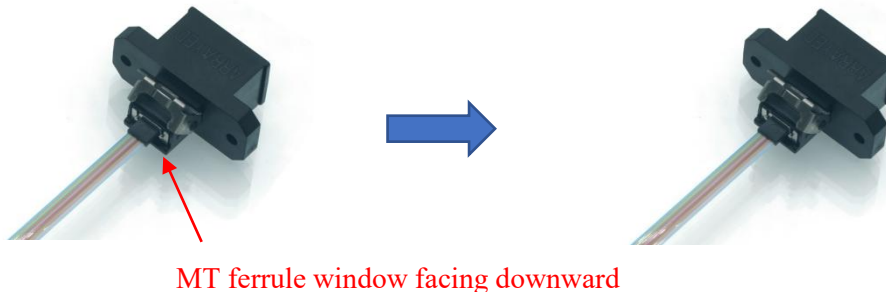
For male MT ferrule



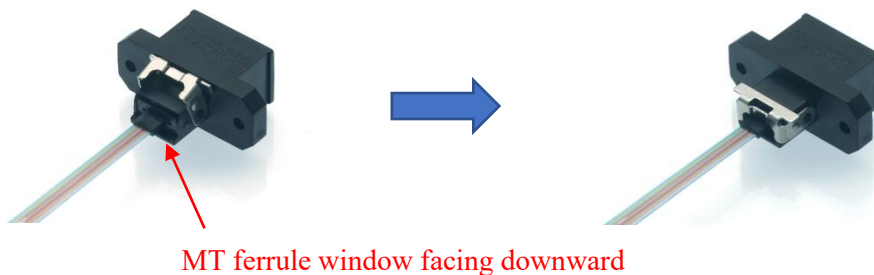
Step 1: Insert the guide pin ③ into the guide pin hole of the MT ferrule ②.



Step 2: Insert the MT ferrule/guide pin into the MT port of the adapter body ① and rotate the swing clip to lock the MT ferrule ② in place.



For female MT ferrule



Step 1: Insert the MT ferrule ② into the MT port of the adapter body ①, and then rotate the swing clip to lock the MT ferrule ② in place.